




connect®



How do I access my instructor resources?

Instructor Resources in Connect

Connect is McGraw Hill's online assignment and assessment platform, as well as where you can find instructor resources for your chosen textbook. Visit connect.mheducation.com and login using your school email address and password.

If you do not have an account, contact your local McGraw Hill Learning Technology Representative. You can find their information at mhhe.com/rep.

Sign In

Email Address

Password

[Forgot your password?](#)

By clicking "Sign In", I confirm that I have read and agree to the terms of the McGraw Hill Terms of Use, the Consumer Purchase Terms if applicable, and Privacy Notice.

Sign In

Accessing Your Textbook in Connect

To access your resources, log into Connect. Click **Add Course**



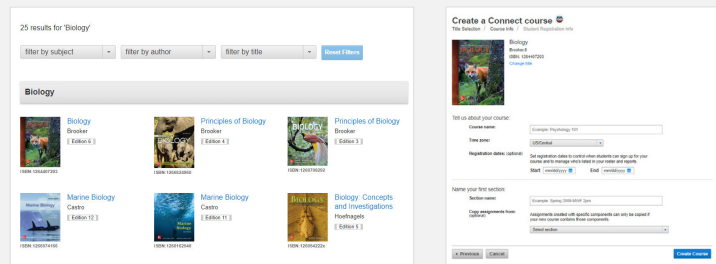
Searching For Your Textbook

Search by title, author, or subject to find your title. Click on the the desired title or use filters.

Setting Up a Course

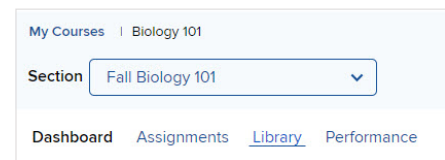
Next, you will set up the course shell that will allow you to access the digital resources associated with your chosen textbook.

Fill in your course information and name your section. Click **Create Course**.



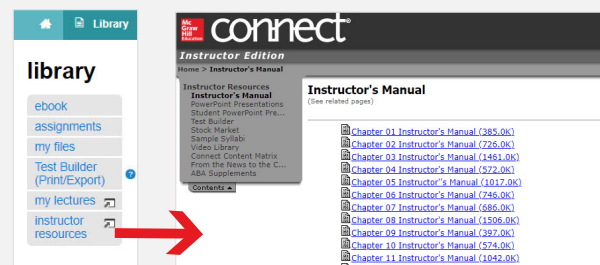
Connect Course Section Homepage

Your Connect course will open to the Section homepage. Click on the **Library** tab.



Instructor Resources

Click **Instructor Resources**. A new window will open to access presentation slides, instructor solutions manual, test bank, media files, and more.



Support and Resources

Email: mheducation.com/highered/support
Chat: (800) 331-5094

Monday-Thursday: 24 Hours
Friday: 12AM–9PM EST

Saturday: 10AM–8PM EST
Sunday: 12PM–12AM EST